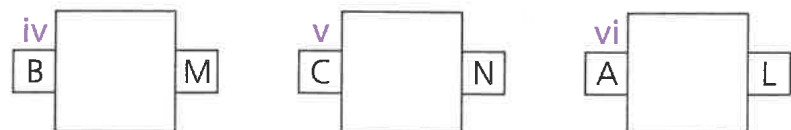
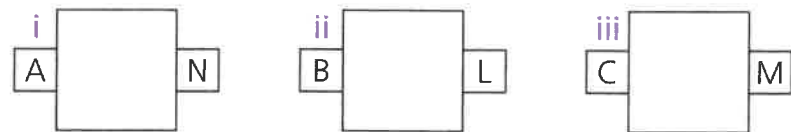


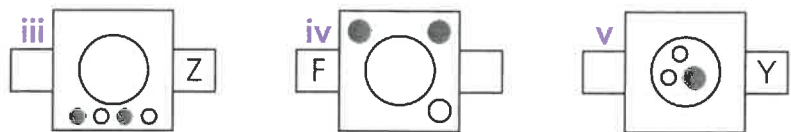
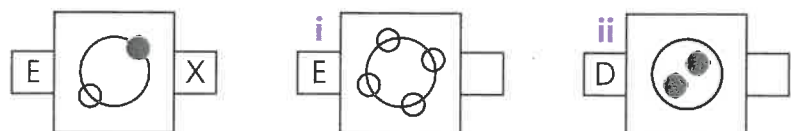
Connections with codes 2

Have a go

1 If the codes A, B and C represent a square, a circle and a triangle respectively, and L, M and N represent black, white and horizontal stripes, draw and shade the correct pattern in each box to match the codes given.



2 In these codes, the letter on the left relates to position and the letter on the right to number. Work out the code and fill in the missing letters.



Codes have been assigned to the three pictures in each question. Work out the code and identify the feature represented by each letter. Write the features on the answer lines provided.

3

A _____
 B _____
 X _____
 Y _____
 Z _____

4

D _____
 E _____
 F _____
 S _____
 T _____

5 Complete the missing picture using the codes given.

Test yourself

The letters in the boxes on the either side of these pictures each represent a feature of the pictures. Work out which feature is represented by each letter and apply the codes to the picture without any code. Circle the letter beneath the correct answer code. For example:

SN RM RL QM SL
 a **b** c d e

1

LQ MP MR MQ LP
 a b c d e

2

PZ QY RZ PY RX
 a b c d e

3

AX BY AY BX AZ
 a b c d e

4

PM QL QN RL RN
 a b c d e

Score / 4

Try it out

Make up your own codes question using the squares provided, giving five possible answer options.

a b c d e